





How to create a Playdoh Crown

	<p>Create an silver band forming three peaks in the middle (the middle one being the largest) and several small gold balls of differing sizes</p>
	<p>Stick the band together to form a ring, squash and attach the balls as shown in the picture, twist together 2 thin ropes of orange playdoh and create several more small balls of different colours</p>
	<p>Attach the ring on top of the twisted orange rope, and stick on the balls as shown, making sure to place gold balls on top of each peak</p>
	<p>Congratulations on creating your crown</p>